



# MYPERIOPATH®

## SAMPLE, REPORT

**Date of Birth:** 08/07/1984 (39 yrs)

**Gender:** Female

**Patient ID:** 920-F

**Patient Location:** Test Site A

## ORDERING PROVIDER

Ronald McGlennen MD  
7400 Flying Cloud Drive  
Suite 150  
Eden Prairie, MN 55344  
855-672-5362

## SAMPLE INFORMATION

**Specimen#:** 5980015659

**Accession#:** 202308-03689

**Specimen:** Oral Rinse(P)

**Collected:** 08/01/2023

**Received:** 08/02/2023

**Reported:** 08/03/2023 16:18



ORALDNA® LABS

7400 Flying Cloud Drive  
Suite 150  
Eden Prairie, MN 55344

Phone: 855-672-5362  
Fax: 952-942-0703

[oraldna.com](http://oraldna.com)

CLIA#: 24D1033809  
CAP#: 7190878

## Sample, Report

Date of Birth: 08/07/1984 (39 yrs)

Gender: Female

Patient ID: 920-F

Patient Location: Test Site A

## Ordering Provider

Ronald McGlennen MD  
7400 Flying Cloud Drive  
Suite 150  
Eden Prairie, MN 55344  
855-672-5362

Specimen#: 5980015659

Accession#: 202308-O3689

Specimen: Oral Rinse(P)

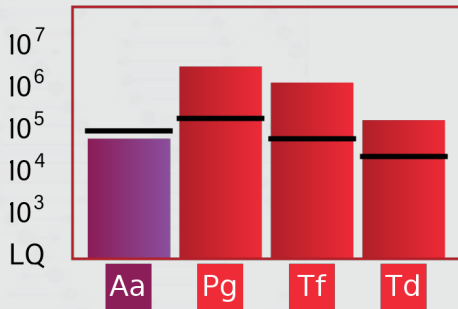
Collected: 08/01/2023

Received: 08/02/2023

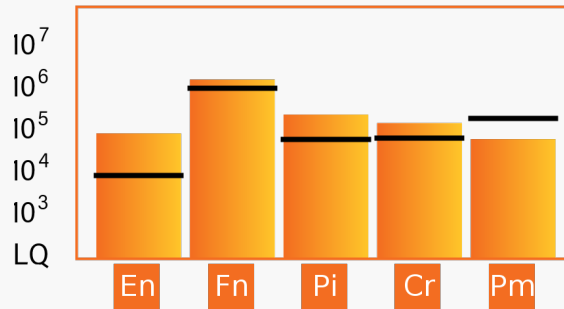
Reported: 08/03/2023 16:18

# MYPERIOPATH® MOLECULAR ANALYSIS OF PERIODONTAL AND SYSTEMIC PATHOGENS

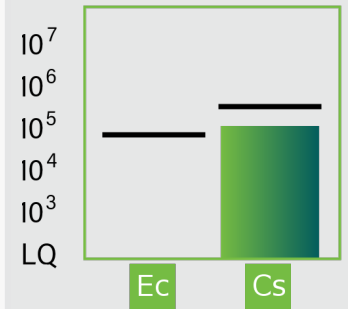
## HIGH RISK PATHOGENS



## MODERATE RISK PATHOGENS



## LOW RISK PATHOGENS



Legend: The result graphic displays the bacterial level in genome copies/milliliter in log<sub>10</sub> values. The limit of quantification (LQ) is the lowest bacterial level that can be repeatedly measured (10<sup>2</sup>). The Reference Lines, displayed as black lines on each bar graph, indicate the mean bacterial level observed in patients with chronic periodontitis AAP Stage I-II. Reference Lines are not to be used as a basis of treatment.

## INTERPRETATION OF RESULTS

For full names of bacteria - see Test Methodology.

- This result shows 3 high risk (**Pg, Tf, Td**) and 4 moderate risk (**Pi, En, Fn, Cr**) pathogens above the Reference Lines (see Legend).
- Scaling and root planing (SRP) resistant microorganisms **Aa, Pg, Tf, Pi, Pm** may not respond to mechanical debridement alone. Tissue invasive microorganisms **Aa, Pg, Tf, Td** can be refractory to treatment. The microbiological characteristics of these bacteria are virulent and transmissible. Adjunctive therapies should be considered to address these bacteria.
- The anaerobic pathogen, **Pg**, excretes gingipains which degrade proteins and cytokines inhibiting human immune responses therefore resulting in inflammation and tissue destruction. Recently, **Pg** has been isolated from the abnormal proteins seen in Alzheimer's disease and is thought to be one of the causes of dementia. It is the presence and duration of **Pg** increasing the risk. Early monitoring of this pathogen is encouraged.



### Sample, Report

**Date of Birth:** 08/07/1984 (39 yrs)

**Gender:** Female

**Patient ID:** 920-F

**Patient Location:** Test Site A

### Ordering Provider

Ronald McGlennen MD  
7400 Flying Cloud Drive  
Suite 150  
Eden Prairie, MN 55344  
855-672-5362

**Specimen#:** 5980015659  
**Accession#:** 202308-O3689  
**Specimen:** Oral Rinse(P)  
**Collected:** 08/01/2023  
**Received:** 08/02/2023  
**Reported:** 08/03/2023 16:18

## SUGGESTED THERAPIES:

To be determined by the healthcare professional

### Mechanical/Debridement:

Disruption of biofilm including the removal of plaque and calculus deposits is needed to shift the oral microbiome. This action stimulates the tissue to heal.

### Adjunctive Therapies:

Personalized treatment is sometimes needed to address the more resistant bacteria in the profile. Therapies could include some or all but are not limited to:

- Systemic Antibiotics
- Chemical Hygiene
- Antiseptics
- Localized Probiotics
- Localized Antimicrobials
- Lasers
- Tray Delivered Medicaments
- Localized Prebiotics

\*The most recent research of the use of adjunctive therapies as monotherapies is not well documented.

### Surgical Referral:

When clinical signs and symptoms of a periodontal infection persist, or periodontal anatomy is not conducive to health, periodontal surgical evaluation and/or intervention may be indicated.

### Co-Management Referral:

Various bacteria can incite inflammation throughout the body. (See Systemic Effects). These bacteria are important to consider as a source of chronic and systemic inflammation. Additional evaluation for risk of disease may be indicated.

## ANTIBIOTIC OPTIONS



**RECOMMENDED TREATMENT**

**Metronidazole 500 mg bid for 8-10 days**

This patient has indicated no allergies. If patient has intolerance to the first choice consider:



**CHOICE**

**Clindamycin 150 or 300 mg tid for 8-10 days**



**CHOICE**

**Ciprofloxacin 500 mg bid for 8-10 days**

The use of systemic antibiotics should be administered responsibly. Dosage/Duration dependent on severity of infection.

### Sample, Report

**Date of Birth:** 08/07/1984 (39 yrs)

**Gender:** Female

**Patient ID:** 920-F

**Patient Location:** Test Site A

### Ordering Provider

Ronald McGlennen MD  
7400 Flying Cloud Drive  
Suite 150  
Eden Prairie, MN 55344  
855-672-5362

**Specimen#:** 5980015659

**Accession#:** 202308-O3689

**Specimen:** Oral Rinse(P)

**Collected:** 08/01/2023

**Received:** 08/02/2023

**Reported:** 08/03/2023 16:18

## FOLLOW UP RECOMMENDATIONS



Follow up testing between **6-12 weeks post therapy** with MyPerioPath is recommended. Persistence of bleeding on probing is often indicative of unresolved infection. Retesting will identify residual or refractory bacteria. Currently there is not a cure for periodontal disease, only periods of remission.



**Maintenance** of periodontal health involves a home care regimen as detailed by your health care provider. Other factors to consider for achieving and maintaining health are attention to nutrition, stress reduction, proper rest, cessation of smoking, as well as emotional connectivity.



The natural history of periodontal disease consists of periods of remission and relapse. **Remission** is established when signs of inflammation are absent at any level of bacteria, and **relapse** is the reappearance of active disease. Consider testing annually or when signs of relapse occur.

## CLINICAL CONSIDERATIONS

### Diagnostic

- ✓ Natural Dentition: Periodontitis (Stg: II, Gr: B)
- ✓ Implant: Not Provided

### Reason for Testing

- ✓ Active Periodontal Disease

### Clinical

- ✓ Inflammation/Redness
- ✓ Bleeding on Probing
- ✓ Halitosis/Malodor

### Medical History

- ✓ Current Smoker



## Sample, Report

Date of Birth: 08/07/1984 (39 yrs)

Gender: Female

Patient ID: 920-F

Patient Location: Test Site A

## Ordering Provider

Ronald McGlennen MD  
7400 Flying Cloud Drive  
Suite 150  
Eden Prairie, MN 55344  
855-672-5362

Specimen#: 5980015659

Accession#: 202308-O3689

Specimen: Oral Rinse(P)

Collected: 08/01/2023

Received: 08/02/2023

Reported: 08/03/2023 16:18

# SYSTEMIC EFFECTS OF ORAL PATHOGENS



## JOINT AND MUSCULOSKELETAL HEALTH

The periodontal bacteria **Pg**, **Fn**, & **Ec** are a cause of arthritis. The oral inflammation caused by these bacteria also leads to total body inflammation which, combined with changes in a persons immunity, may result in chronic joint diseases like rheumatoid arthritis.



## CARDIOVASCULAR HEALTH

Select bacteria such as **Aa**, **Td**, **Tf**, **Pg**, **Pi**, & **Fn** can leak from blood vessels in the gums and travel to the heart, where cholesterol and other lipids deposit. These bacteria can incite inflammation in arteries, and if occluded, cause a heart attack. A goal of treatment is to minimize the levels of these bacteria as much and as long as possible.



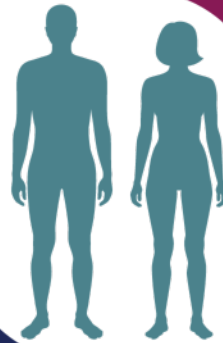
## CANCER

Chronic gum disease, involving **Aa**, **Pg**, **Td**, **Tf**, & **Fn** is a risk factor for the development of certain cancers including ones involving the pancreas, esophagus, colon, lungs, and the head and neck. Additionally, untreated gum disease is a cause of ongoing inflammation, which may promote the advancing growth of tumors.



## DEMENTIA AND BRAIN HEALTH

Recent medical studies point to poor oral health, and high levels of the bacteria **Pg**, **Cr**, & **Cs** in our gums, increasing the risk of developing dementia such as Alzheimers.



## HEALTHY PREGNANCY

Bacteria associated with gum disease, especially **Aa**, **Pg**, **Tf**, **Ec**, & **Fn** are known to put a pregnancy at risk for pre-term birth, decreased birth weight and even blood infection in the placenta or newborn. Every pregnant woman should be tested for these harmful bacteria.



## METABOLIC HEALTH

Obesity, lack of exercise and chronic gum disease involving the bacteria **Aa**, **Pg**, **Td**, **Tf**, & **Fn** cause chronic inflammation. Inflammation can damage the pancreas where insulin is produced, possibly leading to diabetes. Also, diabetes worsens oral health by increasing the level of harmful bacteria in the gums.

Methodology: Genomic DNA is extracted from the submitted sample and tested for 10 species-specific bacteria [**Aa**: Aggregatibacter actinomycetemcomitans, **Pg**: Porphyromonas gingivalis, **Tf**: Tannerella forsythia, **Td**: Treponema denticola, **En**: Eubacterium nodatum, **Fn**: Fusobacterium nucleatum/periodontium, **Pi**: Prevotella intermedia, **Cr**: Campylobacter rectus, **Pm**: Peptostreptococcus (Micromonas) micros, **Ec**: Eikenella corrodens] and 1 genus of bacteria [**Cs**: Capnocytophaga species (gingivalis, ochracea, sputigena)] known to cause periodontal disease. The bacteria are assayed by real-time quantitative polymerase chain reaction (qPCR). Bacterial levels are reported in log 10 copies per mL of sample (e.g.  $1 \times 10^3 = 1000$  bacteria copies per mL of collection). Cross-reactivity is possible with Leptotrichia buccalis, Fusobacterium hwasooki, and Capnocytophaga granulosa. The analytical and performance characteristics of this laboratory-developed test (LDT) were determined by OralDNA Labs pursuant to Clinical Laboratory Improvement Amendments (CLIA 88) requirements. This test has not been cleared or approved by the U.S. Food and Drug Administration.

*Ronald C. McGlennen*

Ronald McGlennen MD, FCAP, FACMG, ABMG  
Medical Director